

Power Line.

Crown Battery's Complete Line of Deep Cycle Batteries.

The Power Behind Performance



Crown Battery Manufacturing Co. • Fremont, Ohio • Made in the USA



People Who Put Performance Above Everything Else.

The Power. The Performance. The Productivity. The Best.

Since 1926 Crown Battery has responded to the “power” challenges and individual needs of industry leaders with the best available products and services in the field of heavy-duty commercial deep cycle batteries. A company-wide dedication to quality control and continual improvement has earned Crown Battery the highest quality and service rating in the industry.

An important part of Crown Battery's long-term commitment includes creating value for our customers. That means partnering with our customers in North America – and around the world – to deliver advanced power solutions that give them the competitive edge. We strive to earn a reputation as a *partner of choice* and *deep cycle supplier of choice* in the global marketplace.



24DC95



27DC115



31DC130




CR-GC155



CR-215



CR-205



Tough Applications. Tougher Batteries...

High-performance Design Delivers More Performance, More Productivity with Less Maintenance.

Nobody builds them like Crown. Nobody.

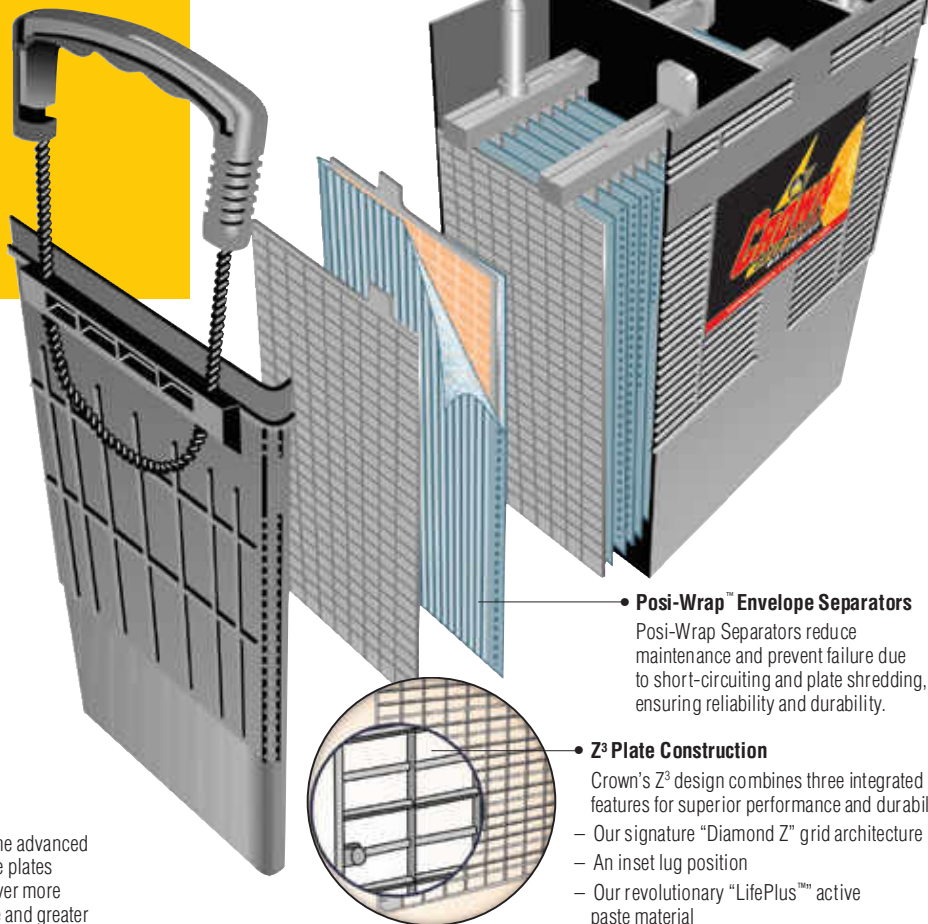
Because no one else has made the investment in people and facilities to do one thing: Build a better battery. Our modern high-performance deep cycle designs with advanced plate and internal construction are among the finest engineered batteries you'll find anywhere. And our advanced automated assembly processes consistently deliver best-available performance, reliability and return on investment. Combine all that with our proprietary PROeye™ and our low-maintenance container – features that make battery maintenance predictable and efficient – and you've got a battery that's going to last longer and perform like no other. Guaranteed.



• PROeye™

No mess, no guess system for inspecting electrolyte levels that signals when watering is required.

• Heat-sealed Case and Cover Design



• Rigid Connectors

Heavy-duty TTP, COS and Post connectors deliver maximum electrical efficiency and durability.

• X-TEND Container Design

X-Tend provides more electrolyte above the battery plates so batteries can perform longer between watering intervals, lowering preventive maintenance costs and improving overall ROI on your Crown Battery purchase.

• Heavy-Duty Construction

Crown deep cycle batteries combine advanced features such as high-performance plates and solid-cast connections to deliver more machine uptime, less maintenance and greater charging efficiency.

• Posi-Wrap™ Envelope Separators

Posi-Wrap Separators reduce maintenance and prevent failure due to short-circuiting and plate shredding, ensuring reliability and durability.

• Z³ Plate Construction

Crown's Z³ design combines three integrated features for superior performance and durability.

- Our signature "Diamond Z" grid architecture
- An inset lug position
- Our revolutionary "LifePlus™" active paste material



CR-235

CR-165

CR-260

CR-250

CR-275

CR-305

CR-330

CR-390

CR-430

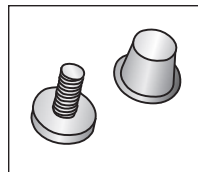
Crown Series 6, 8...12 Volt Heavy Duty Deep Cycle Batteries

Deep Cycle Product Specifications

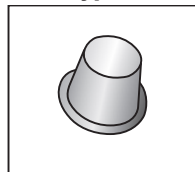
| BCI Group | Model Description | Item Number | Volts | Electrical Capacity | | RC Minutes | Inches | | | Millimeters | | | Available Terminal |
|--|-------------------|-------------|-------|---------------------|---------------|------------|--------|------|-------|-------------|-----|-----|--------------------|
| | | | | 20 Hr Amp Hour | 5 Hr Amp Hour | | L | W | H | L | W | H | |
| COMMERCIAL DEEP CYCLE BATTERIES | | | | | | | | | | | | | |
| GC2 | CR-205 | D06205 | 6 | 205 | 170 | 105 / 75A | 10.25 | 7.06 | 10.94 | 260 | 179 | 278 | Standard |
| | CR-220 | D06220 | 6 | 220 | 180 | 110 / 75A | 10.25 | 7.06 | 10.94 | 260 | 179 | 278 | Std / Type S |
| | CR-235 | D06235 | 6 | 235 | 190 | 125 / 75A | 10.25 | 7.06 | 10.94 | 260 | 179 | 278 | Std / Type S |
| | CR-240 | D06240 | 6 | 240 | 195 | 135 / 75A | 10.25 | 7.06 | 10.94 | 260 | 179 | 278 | Std / Type S |
| Euro GC | CR-E240 | D06240E | 6 | 240 | 195 | 135 / 75A | 9.63 | 7.50 | 10.75 | 245 | 191 | 273 | Type A |
| GC2H | CR-260 | D06260 | 6 | 260 | 215 | 150 / 75A | 10.25 | 7.06 | 11.63 | 260 | 179 | 295 | Std / Type S |
| 901 | CR-250 | D06250 | 6 | 250 | 200 | 140 / 75A | 11.75 | 7.19 | 11.13 | 298 | 183 | 283 | Standard |
| | CR-275 | D06275 | 6 | 275 | 225 | 155 / 75A | 11.75 | 7.19 | 11.13 | 298 | 183 | 283 | Standard |
| 902 | CR-305 | D06305 | 6 | 305 | 255 | 175 / 75A | 12.19 | 7.19 | 14.13 | 310 | 183 | 359 | Standard |
| | CR-330 | D06330 | 6 | 330 | 270 | 190 / 75A | 12.19 | 7.19 | 14.13 | 310 | 183 | 359 | Standard |
| | CR-350 | D06350 | 6 | 350 | 290 | 210 / 75A | 12.19 | 7.19 | 14.13 | 310 | 183 | 359 | Standard |
| 903 | CR-370 | D06370 | 6 | 370 | 295 | 195 / 75A | 12.38 | 7.19 | 16.13 | 314 | 183 | 410 | Standard |
| | CR-390 | D06390 | 6 | 390 | 310 | 215 / 75A | 12.38 | 7.19 | 16.13 | 314 | 183 | 410 | Standard |
| | CR-430 | D06430 | 6 | 430 | 340 | 240 / 75A | 12.38 | 7.19 | 16.13 | 314 | 183 | 410 | Standard |
| GC8 | CR-150 | D08150 | 8 | 150 | 123 | 90 / 56A | 10.31 | 7.06 | 10.82 | 262 | 179 | 275 | Type S |
| | CR-165 | D08165 | 8 | 165 | 140 | 117 / 56A | 10.31 | 7.06 | 10.82 | 262 | 179 | 275 | Type S |
| | CR-190 | D08190 | 8 | 190 | 155 | 135 / 56A | 10.31 | 7.06 | 10.82 | 262 | 179 | 275 | Type S |
| 24 | 24DC95 | D12095 | 12 | 95 | 75 | 140 / 25A | 11.06 | 6.81 | 9.38 | 281 | 173 | 238 | Standard |
| 27 | 27DC105 | D12105 | 12 | 105 | 85 | 165 / 25A | 12.94 | 6.81 | 9.38 | 329 | 173 | 238 | Standard |
| | 27DC115 | D12115 | 12 | 115 | 95 | 180 / 25A | 12.94 | 6.81 | 9.38 | 329 | 173 | 238 | Standard |
| 31 | 31DC130 | D12130 | 12 | 130 | 105 | 200 / 25A | 13.00 | 6.75 | 9.38 | 330 | 171 | 238 | Standard |
| GC12 | CR-GC150 | DGC150 | 12 | 150 | 123 | 103 / 56A | 12.92 | 7.06 | 10.53 | 328 | 179 | 267 | Std / Type S |
| | CR-GC155 | DGC155 | 12 | 155 | 125 | 110 / 56A | 12.92 | 7.06 | 10.53 | 328 | 179 | 267 | Std / Type S |
| 920 | CR-155 | D12155 | 12 | 155 | 125 | 68 / 75A | 13.63 | 6.75 | 12.00 | 346 | 171 | 305 | Type A / Type S |
| 921 | CR-185 | D12185 | 12 | 185 | 150 | 85 / 75A | 15.50 | 7.00 | 14.63 | 394 | 178 | 372 | Standard |
| | CR-195 | D12195 | 12 | 195 | 160 | 100 / 75A | 15.50 | 7.00 | 14.63 | 394 | 178 | 372 | Standard |
| | CR-215 | D12215 | 12 | 215 | 180 | 118 / 75A | 15.50 | 7.00 | 14.63 | 394 | 178 | 372 | Standard |

Because Crown Battery is continually improving its products, specifications are subject to change without notice.

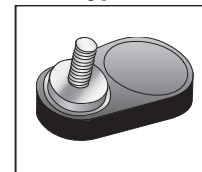
Standard



Type A



Type S



The Power Behind Performance



1445 Majestic Drive | P.O. Box 990
 Fremont, OH 43420-0990 USA
 +1-419-334-7181 | Fax +1-419-334-7124
www.crownbattery.com
sales@crownbattery.com

