

Heavy. Duty.



Commercial Heavy Duty Batteries from Crown. Hard to beat. Few try.



Crown Batteries. The line that separates the *heavy duty batteries* from the *heavy duty wannabees*. No other line is engineered to Crown's tough, durable standards. No other battery performs or lasts like a Crown.

There's a word that industries around the world use when they need a dependable, long-lasting, heavy duty battery: Crown. That's as tough as you can get.

The Power Behind Performance



What You Want In A Heavy Duty Battery.

Maintenance Free Flush Top Design

Innovative cover with recessed handles for easy installation and handling.

Rigid Connectors

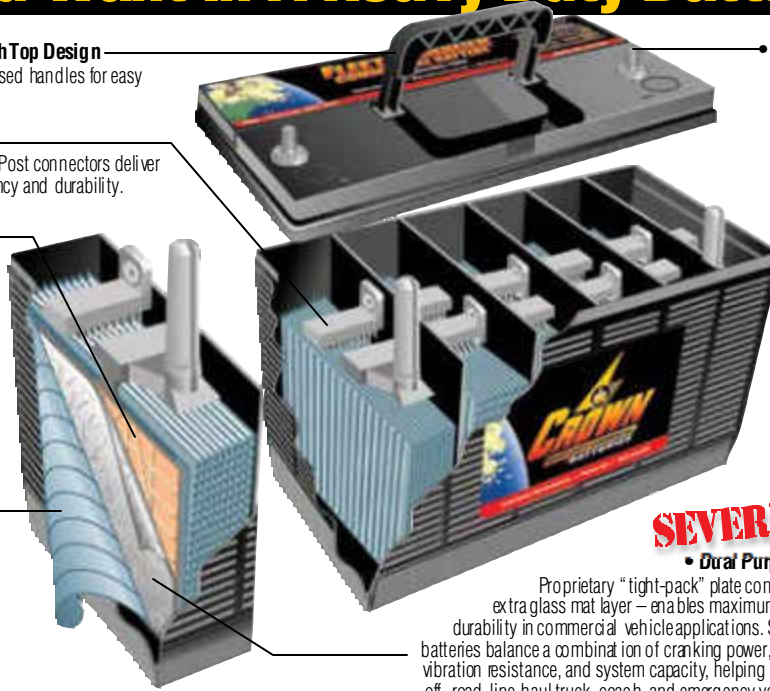
Heavy-duty TTP, COS and Post connectors deliver maximum electrical efficiency and durability.

PowerHouse Plate Construction with LifePlus™ Paste Technology

Framed C/L plates with proprietary LifePlus™ paste for superior electrical performance and longer life than competitor batteries.

PosiWrap™ Envelope Separators

PosiWrap™ separators reduce maintenance and prevent failure due to short-circuiting and plate shredding, ensuring reliability and durability.



Cold Forged Terminal Posts

Deliver maximum performance with minimum terminal corrosion.

SEVERE DUTY

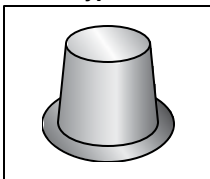
Dual Purpose/High Cycle

Proprietary "tight-pack" plate construction – with an extra glass mat layer – enables maximum performance and durability in commercial vehicle applications. Severe Duty Series batteries balance a combination of cranking power, cycling capability, vibration resistance, and system capacity, helping assure reliability in off-road, line-haul truck, coach, and emergency vehicle applications.

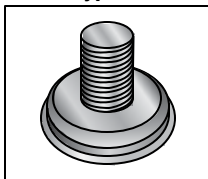
Heavy Duty Battery Specifications

| BCI Group | Model Description | Item Number | Electrical Capacity | | | | Inches | | | Millimeters | | | Product Footnotes |
|--|-------------------|-------------|---------------------|------------|-----------|------------|--------|-------|-------|-------------|-----|-----|-------------------|
| | | | Volts | CCA Rating | CA Rating | RC Minutes | L | W | H | L | W | H | |
| HEAVY DUTY COMMERCIAL 31 MAINTENANCE FREE STARTING BATTERIES | | | | | | | | | | | | | |
| 31 | 31A-1100 | C311100A | 12 | 1100 | 1375 | 185 | 13.00 | 6.75 | 9.44 | 330 | 171 | 240 | AHJKM |
| | 31S-1100 | C311100S | 12 | 1100 | 1375 | 185 | 13.00 | 6.75 | 9.44 | 330 | 171 | 240 | FHJKM |
| | 31A-940 | C31940A | 12 | 940 | 1175 | 175 | 13.00 | 6.75 | 9.44 | 330 | 171 | 240 | AHJKM |
| | 31S-940 | C31940S | 12 | 940 | 1175 | 175 | 13.00 | 6.75 | 9.44 | 330 | 171 | 240 | FHJKM |
| | 31A-750 | C31750A | 12 | 750 | 940 | 165 | 13.00 | 6.75 | 9.44 | 330 | 171 | 240 | AHJKM |
| | 31S-750 | C31750S | 12 | 750 | 940 | 165 | 13.00 | 6.75 | 9.44 | 330 | 171 | 240 | FHJKM |
| SEVERE DUTY COMMERCIAL 31 MAINTENANCE FREE STARTING BATTERIES | | | | | | | | | | | | | |
| 31 | 31A-SD1000 | C311000A | 12 | 1000 | 1250 | 180 | 13.00 | 6.75 | 9.44 | 330 | 171 | 240 | AHJKMT |
| | 31S-SD1000 | C311000S | 12 | 1000 | 1250 | 180 | 13.00 | 6.75 | 9.44 | 330 | 171 | 240 | FHJKMT |
| | 31A-SD775 | C31775A | 12 | 775 | 970 | 175 | 13.00 | 6.75 | 9.44 | 330 | 171 | 240 | AHJKMT |
| | 31S-SD775 | C31775S | 12 | 775 | 970 | 175 | 13.00 | 6.75 | 9.44 | 330 | 171 | 240 | FHJKMT |
| HEAVY DUTY COMMERCIAL STARTING BATTERIES | | | | | | | | | | | | | |
| 4D | 4D-1300 | C4D1300 | 12 | 1300 | 1625 | 375 | 20.63 | 8.63 | 10.00 | 524 | 219 | 254 | AJ M |
| | 4D-1000 | C4D1000 | 12 | 1000 | 1250 | 300 | 20.63 | 8.63 | 10.00 | 524 | 219 | 254 | AJ M |
| 8D | 8D-1400 | C8D1400 | 12 | 1400 | 1750 | 400 | 20.63 | 10.94 | 10.00 | 524 | 278 | 254 | AJ M |
| | 8D-1100 | C8D1100 | 12 | 1100 | 1375 | 325 | 20.63 | 10.94 | 10.00 | 524 | 278 | 254 | AJ M |
| 8B | 8B-1400 | C8B1400 | 12 | 1400 | 1750 | 400 | 21.75 | 10.94 | 9.56 | 552 | 278 | 243 | BJ M |
| | 8B-1100 | C8B1100 | 12 | 1100 | 1375 | 325 | 21.75 | 10.94 | 9.56 | 552 | 278 | 243 | BJ M |
| 4H | 4H-950 | C04950 | 6 | 950 | 1190 | 300 | 12.63 | 7.00 | 9.50 | 321 | 178 | 241 | AIM |

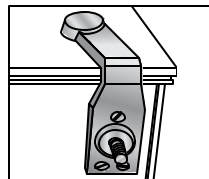
Type A



Type S



Bus



Key

A = Automotive / SAE Top Terminal
B = Bus / Hanging Terminal with Fastener
F = Stainless Steel Threaded Stud Terminal
H = Flush Manifold Vented Cover
I = Cover with POD Vents or Individual Vent Caps

J = Battery Fitted with Handle or Lifting Lug
K = PROeye Fluid Indicator (Available Option)
M = Calcium Alloy Construction: Maintenance Free Service
T = TightPack Cell Construction

The Power Behind Performance



1445 Majestic Drive | P.O. Box 990
 Fremont, OH 43420-0990 USA
 +1-419-334-7181 | Fax +1-419-334-7124
 www.crownbattery.com
 sales@crownbattery.com



31A-940



31S-940



31A-SD775



31S-SD775



4H-950



4D-1000



8D-1400